

How to use Blend and Digraph Flashcards:

Match the Blend/Digraph: Display flashcards. Have students find and match the corresponding picture or word that contains the blend or digraph.

Say and Spell: Show a flashcard with a blend or digraph, and have students say the sound aloud and spell a word that contains it. For example, for "sh," they might say "ship" or "sheep."

Blend/Digraph Hunt: Scatter the flashcards around the classroom. Students walk around, find a flashcard, and read the blend or digraph aloud. They can then use the blend/digraph in a word.

Blends and Digraph Bingo: Create Bingo cards with different blends and digraphs. Call out the sound or show the flashcard, and students mark the corresponding blend or digraph on their Bingo card.

Blend/Digraph Sort: Give each student a flash card, have them find as many words/pictures that will match it. This can also be done in groups.

Flashcard Relay Race: Divide the class into teams. Place the flashcards at one end of the room, and have students from each team race to the flashcards, read the blend/digraph, and run back to their team to tag the next player.

Blend/Digraph Go Fish: Create pairs of flashcards with the same blend or digraph. Students play a Go Fish-style game, asking for the card they need to complete a pair.

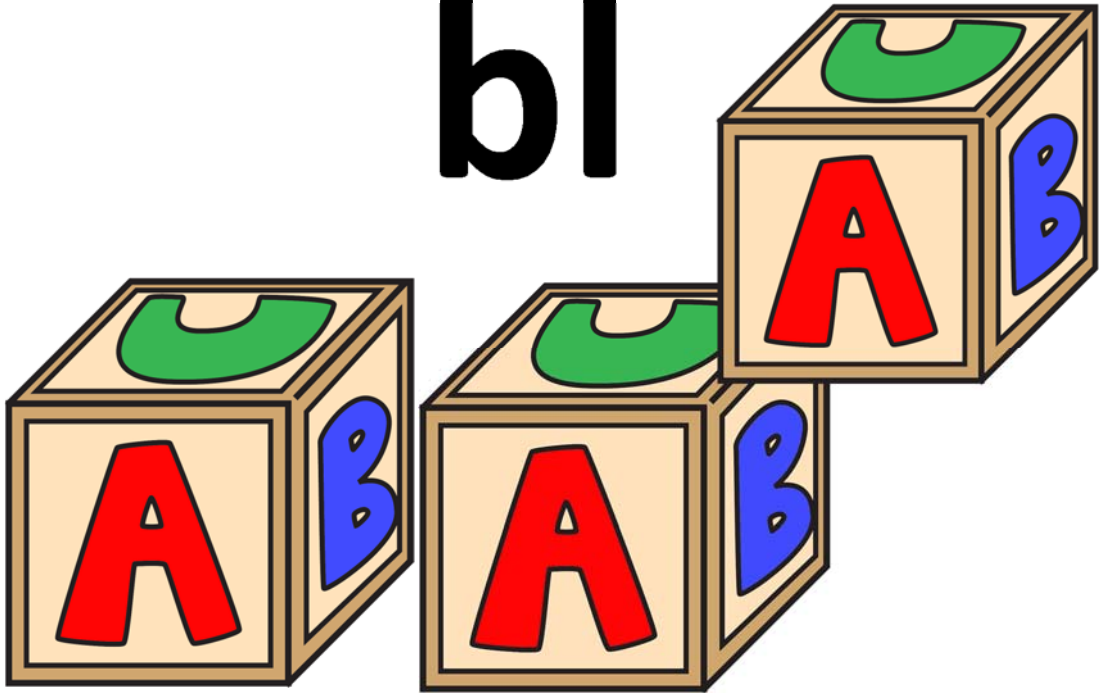
Blend/Digraph Scavenger Hunt: Hide flashcards with blends and digraphs around the classroom or outdoor area. Students find the cards and say the sound aloud.

Blend/Digraph Memory Match: Turn the cards upside down, students have to match the cards with the picture and the corresponding card with the picture and the letters of the blend or digraph.

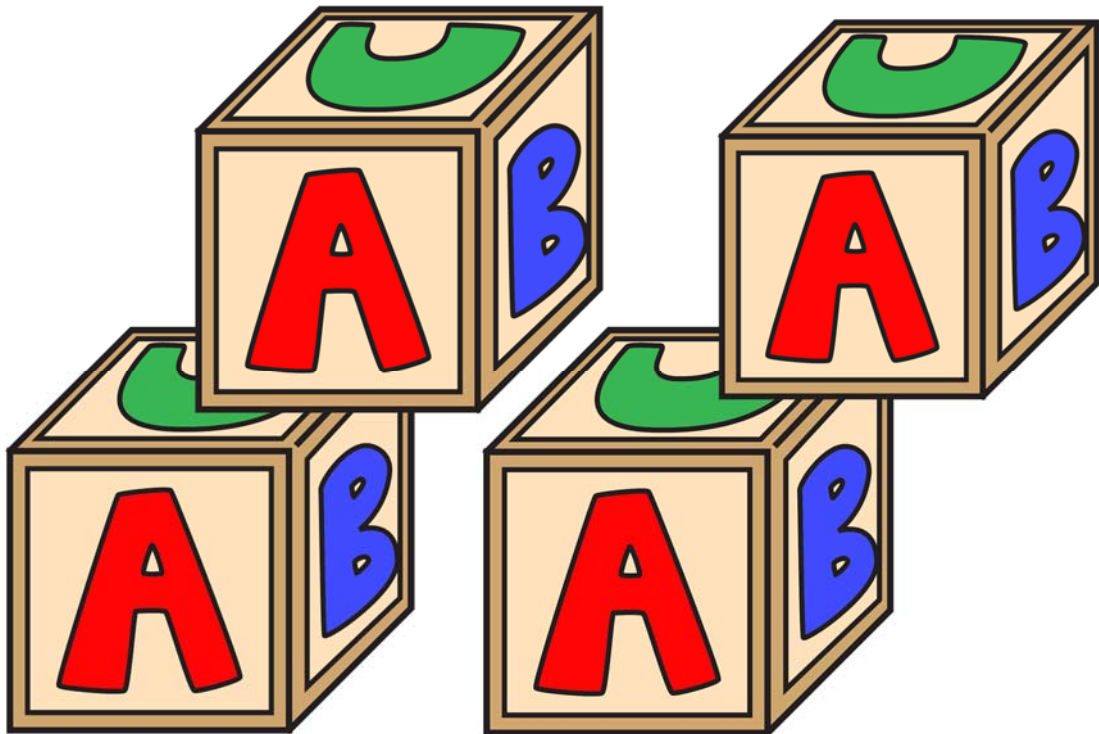
Sentence Building: Write simple sentences on the board or on flashcards, leaving a blank for a blend or digraph. Show the flashcards with the missing blends or digraphs, and have students fill in the blanks to complete the sentences.

Flashcard Riddles: Provide each student with a flash card but the other students should not see which one it is. The student says, I'm thinking of the sound that starts like the word ship, students then guess what blend/digraph the student has. Repeat until every student has a turn.

bl




© <https://worksheetplace.com> Image: Scrapindoodles.ca




© <https://worksheetplace.com> Image: Scrapindoodles.ca

br




© <https://worksheetplace.com> Image: Pixabay

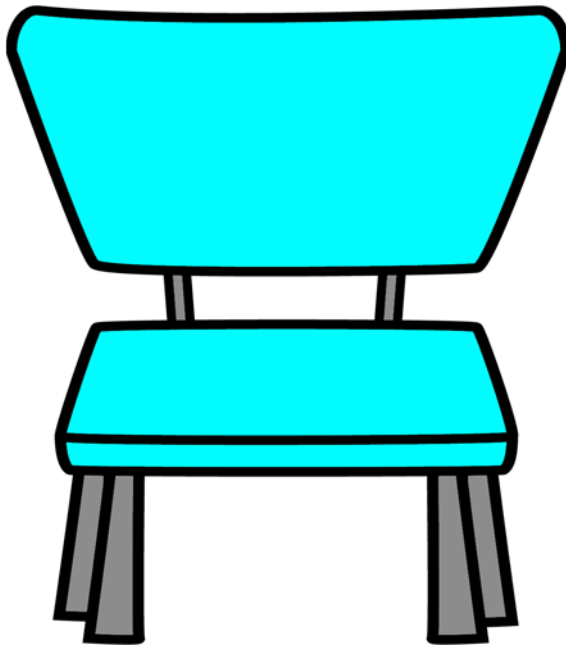


© <https://worksheetplace.com> Image: Pixabay

ch



© <https://worksheetplace.com> Image: Pixabay



© <https://worksheetplace.com> Image: Pixabay

cl




© <https://worksheetplace.com> Image: Pixabay




© <https://worksheetplace.com> Image: Pixabay

cr



© <https://worksheetplace.com> Image: Pixabay



© <https://worksheetplace.com> Image: Pixabay

dr



© <https://worksheetplace.com> Image: Pixabay



© <https://worksheetplace.com> Image: Pixabay

fl




© <https://worksheetplace.com> Image: Pixabay



© <https://worksheetplace.com> Image: Pixabay

fr




© <https://worksheetplace.com> Image: Pixabay




© <https://worksheetplace.com> Image: Pixabay

ogl




© <https://worksheetplace.com> Image: Pixabay




© <https://worksheetplace.com> Image: Pixabay

gr



© <https://worksheetplace.com> Image: Pixabay



© <https://worksheetplace.com> Image: Pixabay

pl



© <https://worksheetplace.com> Image: Pixabay



© <https://worksheetplace.com> Image: Pixabay

pr



© <https://worksheetplace.com> Image: Pixabay




© <https://worksheetplace.com> Image: Pixabay

SC




© <https://worksheetplace.com> Image: <https://scrappindoodles.ca>




© <https://worksheetplace.com> Image: <https://scrappindoodles.ca>

scr




© <https://worksheetplace.com> Image: <https://scrappindoodles.ca>




© <https://worksheetplace.com> Image: <https://scrappindoodles.ca>

sk




© <https://worksheetplace.com> Image: Pixabay



© <https://worksheetplace.com> Image: Pixabay

sh

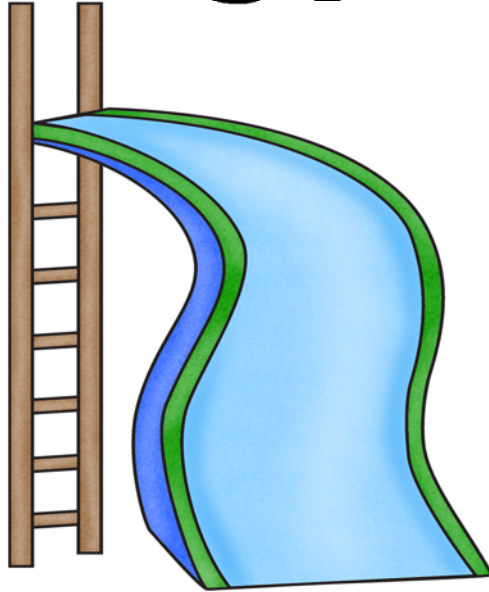


© <https://worksheetplace.com> Image: <https://scrappindoodles.ca>

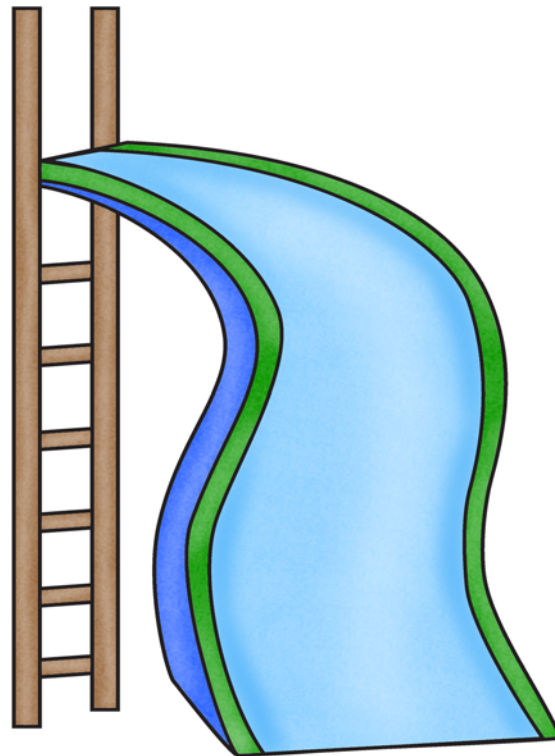


© <https://worksheetplace.com> Image: <https://scrappindoodles.ca>

sl




© <https://worksheetplace.com> Image: Pixabay



© <https://worksheetplace.com> Image: Pixabay

sm




© <https://worksheetplace.com> Image: Pixabay




© <https://worksheetplace.com> Image: Pixabay

sn




© <https://worksheetplace.com> Image: Pixabay




© <https://worksheetplace.com> Image: Pixabay

sp




© <https://worksheetplace.com> Image: Pixabay




© <https://worksheetplace.com> Image: Pixabay

spl



© <https://worksheetplace.com> Image: Pixabay



© <https://worksheetplace.com> Image: Pixabay

scr




© <https://worksheetplace.com> Image: Pixabay




© <https://worksheetplace.com> Image: Pixabay

str



© <https://worksheetplace.com> Image: Pixabay



© <https://worksheetplace.com> Image: Pixabay

st

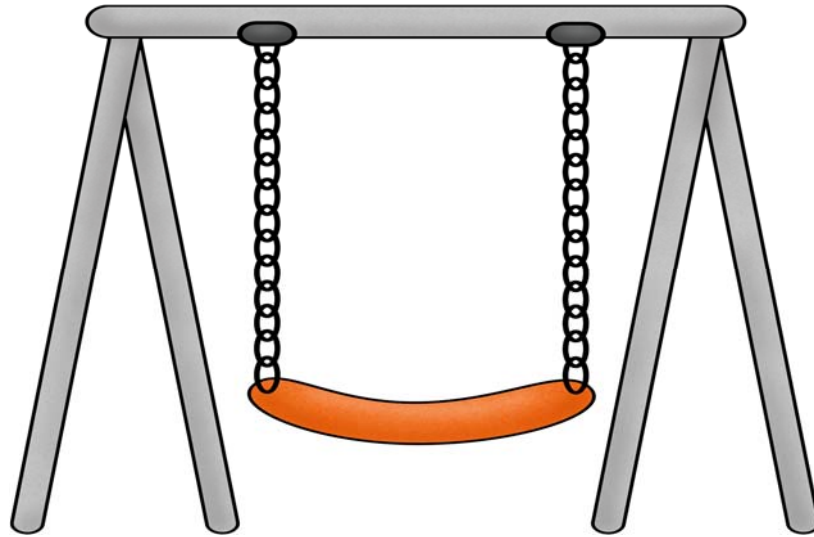


© <https://worksheetplace.com> Image: Pixabay




© <https://worksheetplace.com> Image: Pixabay

SW




© <https://worksheetplace.com> Image: Pixabay




© <https://worksheetplace.com> Image: Pixabay

tr




© <https://worksheetplace.com> Image: Pixabay




© <https://worksheetplace.com> Image: Pixabay

tw



© <https://worksheetplace.com> Image: Scrapindoodles.ca



© <https://worksheetplace.com> Image: Scrapindoodles.ca

ph




© <https://worksheetplace.com> Image: Pixabay




© <https://worksheetplace.com> Image: Pixabay

wh




© <https://worksheetplace.com> Image: Pixabay




© <https://worksheetplace.com> Image: Pixabay

th




© <https://worksheetplace.com> Image: Pixabay




© <https://worksheetplace.com> Image: Pixabay

sh



© <https://worksheetplace.com> Image: Pixabay



© <https://worksheetplace.com> Image: Pixabay